

TWO MOTH SPECIES (PERICOPIDAE AND
NOTODONTIDAE) NEW TO TEXAS AND
THE UNITED STATES¹

ROY O. KENDALL²

Route 4, Box 104-EB, San Antonio, Texas 78228

Two species of moths representing two families are recorded here as new to the United States. Only reared examples are known for one of these species, the other is represented by a single field collected example. Neither species is known to be of any economic importance.

PERICOPIDAE

Gnophaela aequinoctialis (Walker)

Dioptis aequinoctialis Walker, 1854. List of Specimens of Lepidopterous insects in the Collection of the British Museum. Lepidoptera Heterocera. London. 2: 331. (TL: South America).

While collecting in Panther Canyon above Landa Park, New Braunfels, Comal County, Texas, W. W. McGuire took one female on 9 April 1972. This specimen






Fig. 1. *Gnophaela aequinoctialis* (Walker), ♀, dorsal view; New Braunfels, Texas. (W. W. McGuire). Wing expanse 52 mm (center of thorax to tip of FW $\times 2$).

¹Contribution No. 282. Bureau of Entomology, Division of Plant Industry, Florida Department of Agriculture and Consumer Services, Gainesville 32602.

²Research Associate, Florida State Collection of Arthropods, Division of Plant Industry, Florida Department of Agriculture and Consumer Services.



Figs. 2 & 3. *Elymiotis notodontoides* Walker, ♂, ♀ respectively, dorsal view; McAllen, Texas. (Roy O. Kendall). Wing expanse, ♂ 40 mm, ♀ 50 mm (center of thorax to tip of FW $\times 2$).

is now in the collection of André Blanchard of Houston, Texas who kindly photographed it for illustration (Fig. 1).

There are twenty-six examples of this species represented in the National Museum of Natural History, Washington, D.C., all from Mexico. Specific data

are: twenty-one, Popocatepetl Park [Puebla], Mexico, 8,000', June; one, Jalapa [Oaxaca], Mexico; one, Tehuacan [Puebla], Mexico; two, Mexico; one, Cuernavaca [Morelos], Mexico. No other data available. The nearest of these locations is about 900 air miles from where the U.S. specimen was taken.

NOTODONTIDAE

Elymiotis notodontoides Walker

Walker, F., 1857. List of Specimens of Lepidopterous Insects in the Collection of the British Museum. Lepidoptera Heterocera. London. 11: 609. Described from a single male from an unknown locality.

On 11 September 1972, the author collected 4 last instar larvae feeding on the foliage of *Malpighia glabra* L., Malpighiaceae, a native plant of the area, but in this instance growing as an ornamental at a motel in McAllen, Hidalgo County, Texas. Further examination disclosed 9 pupae and 8 empty pupal cases at the base of this small shrub. Pupation took place in loose cocoons constructed in dried leaves and debris. Two larvae, two pupae, and all empty pupal cases were preserved in alcohol. The two remaining larvae pupated 14 and 17 September; adults, both males, emerged 24 and 27 September. Other adults emerged, *ex pupae*: 18-IX-72 (♀), 19-IX (♂), 20-IX (1♂, 1♀), 21-IX (1♂, 1♀), and 22-IX (♂), for a total of 6♂, 3♀ including the two *ex larva*. A male and female are illustrated (Figs. 2 & 3).

The pair which emerged 20 September were found *in copula* about 0730. The female was kept alive for egg production. Eighteen eggs were found in the container 22 September, only two of which were deposited on the larval foodplant. All of these eggs were preserved. The female was fed and placed over a caged living larval foodplant in the laboratory garden. After returning from a field trip on 30 September, the female was not to be found. No doubt it had died and had been eaten by ants. Only two eggs could be found, and these on the foliage. Near the end of October, examination disclosed the eggs had not hatched. Assuming the eggs to be fertile, and pending further study, it would appear this species may have an ovum diapause.

Examples of this species from other locations in the National Museum of Natural History are: three, Paso San Juan, Veracruz, Mexico; one, Coatepec [Veracruz], Mexico; one, Tepic [Nayarit], Mexico, June; one, Cabezas nr. Cardel, Veracruz, Mexico, July; one, Cajuli Sbo Domingo; one ♂, Constanza, Dominican Republic, 2-6 June 1969, *leg.* Flint & Gomez; one ♀, Los Hidalgos, Dominican Republic, 4-5 June, *leg.* Flint & Gomez. This species has not been collected on the other islands of the Antilles by any of the N.M.N.H. recent collectors.

ACKNOWLEDGMENTS

I wish to thank Dr. E. L. Todd, Systematic Laboratory, U.S. Department of Agriculture, at the National Museum of Natural History, for determining these species, for providing data on like specimens in the national collection, and reference citations. I'm also indebted to André Blanchard for photographing the specimens illustrated.